


## DIAMOND BLADES

### TRIMEX 1010 FLOORSAW BLADE


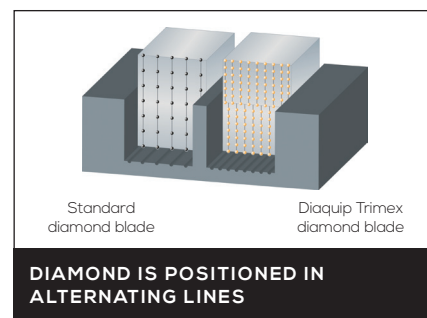
Trimex 1010 is a professional diamond floorsaw blade, to be used on mid to high power electric saws. The Trimex 1010 diamond blade has laser welded, uniquely positioned diamond which delivers on speed, longer life, maximised performance and consistency of cut due to the constant presence of sharp diamond on the surface of the segment.

Available in sizes from 600mmØ up to 1200mmØ

## SPECIFICATION DETAILS



- **More speed;** Due to there being a constant presence of diamond on the surface of the segment, the segment consistently cuts at maximum speed
- **More life;** The Diamond position makes full use of every diamond, maximising the life of the segment
- **Smoother cut;** With no gaps between the diamond as with conventional positioned diamond segment, and manufactured using Fusion Tech Technology, the Diaquip Trimex cuts smoothly throughout the life of the segment.
- **Cuts better through steel;** Due to the placement of diamonds, there is always as much sharp diamond on the surface of the segment as possible.



| TECHNICAL SPECIFICATION |  |
|-------------------------|--|
| Product Description     | Professional diamond blade   |
| Application             | Universal use on mid to high power electric saws   |
| Segment Dimensions      | 12mm x 40mm  |
| Bore Size               | 25.4mmØ  |
| Wet/Dry                 | Wet  |
| Diameter Range          | 600mmØ - 1200mmØ   |
| RPM                     | 600mmØ;2050RPM/ 750mmØ;1650RPM/ 800mmØ;1550RPM/900mmØ; 1350RPM/1000mmØ; 1250RPM/1200mmØ; 1050RPM/1500mmØ; 805RPM |

|  | Trimex 1000 | Trimex 1010 | Trimex 1020 | Trimex 1030 | Trimex 1040 |
|--|-------------|-------------|-------------|-------------|-------------|
| Wallsaw Blade                          | •           |             |             |             |             |
| Floorsaw Blade                         |             | •           | •           | •           | •           |
| High Power Electric 3 Phase Floorsaws  |             | •           |             |             |             |
| Mid-Power Horse Power Floorsaws        |             |             | •           |             |             |
| High-Power Horse Power Floorsaws       |             |             | •           | •           | •           |
| High Speed                             | •           | •           | •           | •           |             |
| Long Life                              | •           |             | •           |             | •           |
| Cutting in General Reinforced Concrete | •           | •           | •           | •           | •           |
| Cutting in Flint                       |             |             |             | •           | •           |

